



Annual financial report

2023

2023 in a financial overview

- KIYO can count on the financial support and generosity of institutions, associations, companies and private supporters.
- Your donations make the difference. Thanks to your support, KIYO and its partners are able to work on the empowerment of many children and youth worldwide.

DE BELGISCHE
ONTWIKKELINGSSAMENWERKING .be



Vlaamse
overheid



Strength in numbers

GRIS



Met de steun van
A



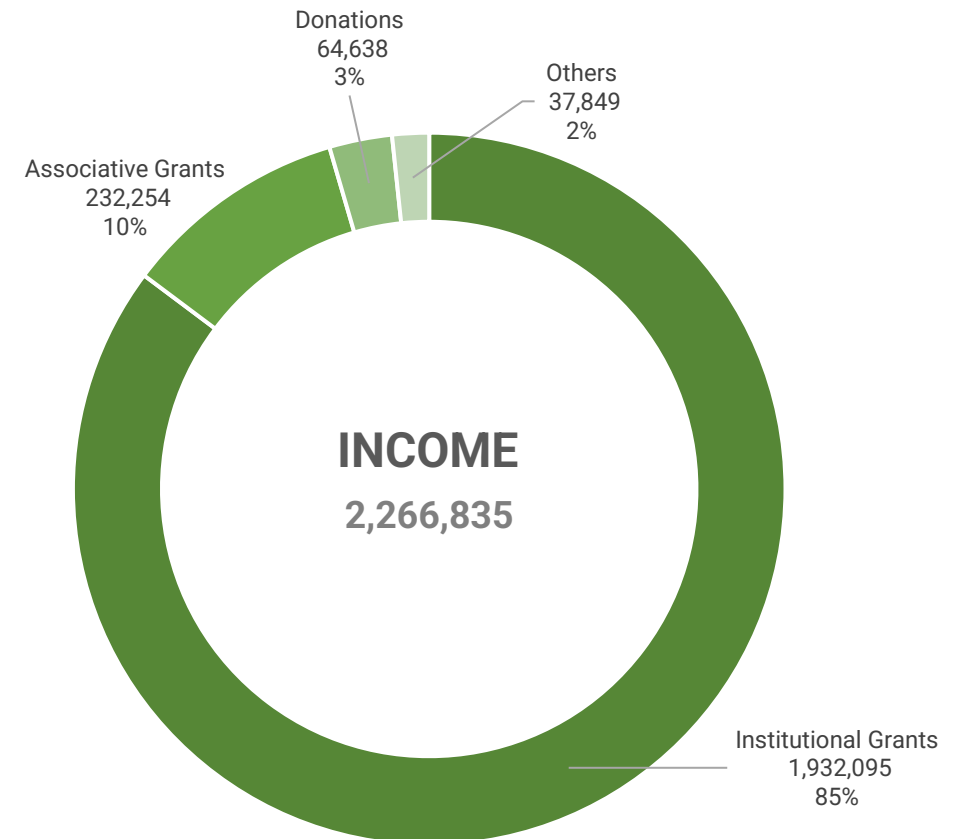
FÉDÉRATION
WALLONIE-BRUXELLES

loterie nationale

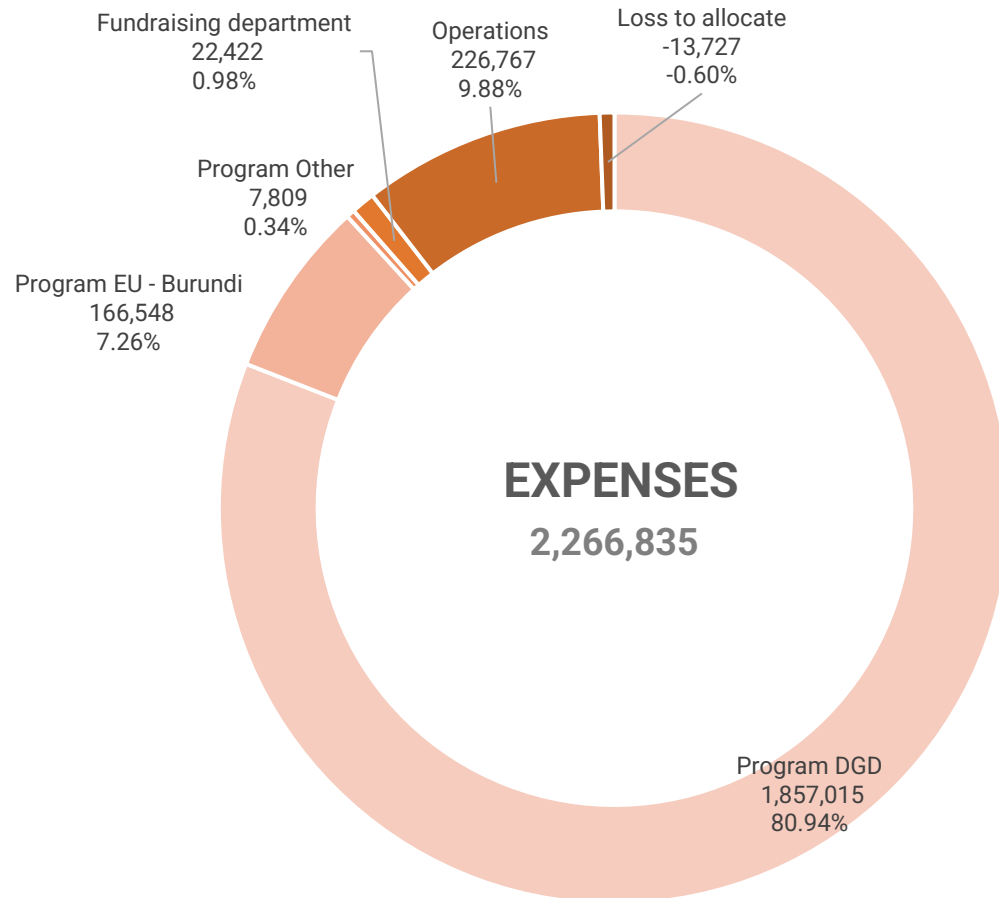
2023 in a financial overview

Which donations and grants did we receive in 2023?

- As in previous years, institutional grants are the main source of revenue for KIYO. Our two biggest institutional donors in 2023 were the Belgian Government (DGD) and the European Union. In 2023 they accounted for 85% of our total revenue.
- Furthermore, KIYO receives a lot of grants from associative associations and support groups. In 2023 they represented 10% of our revenue.
- And even though our private individual donations only represent 3% of our revenue for a small organization like KIYO, they make the difference.



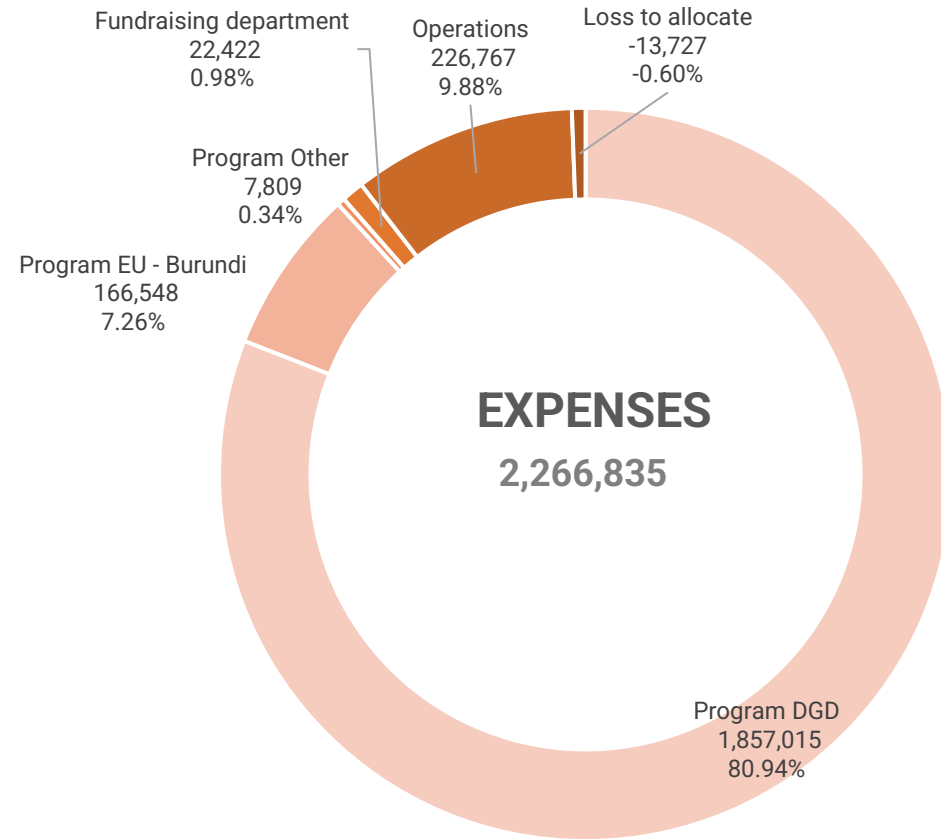
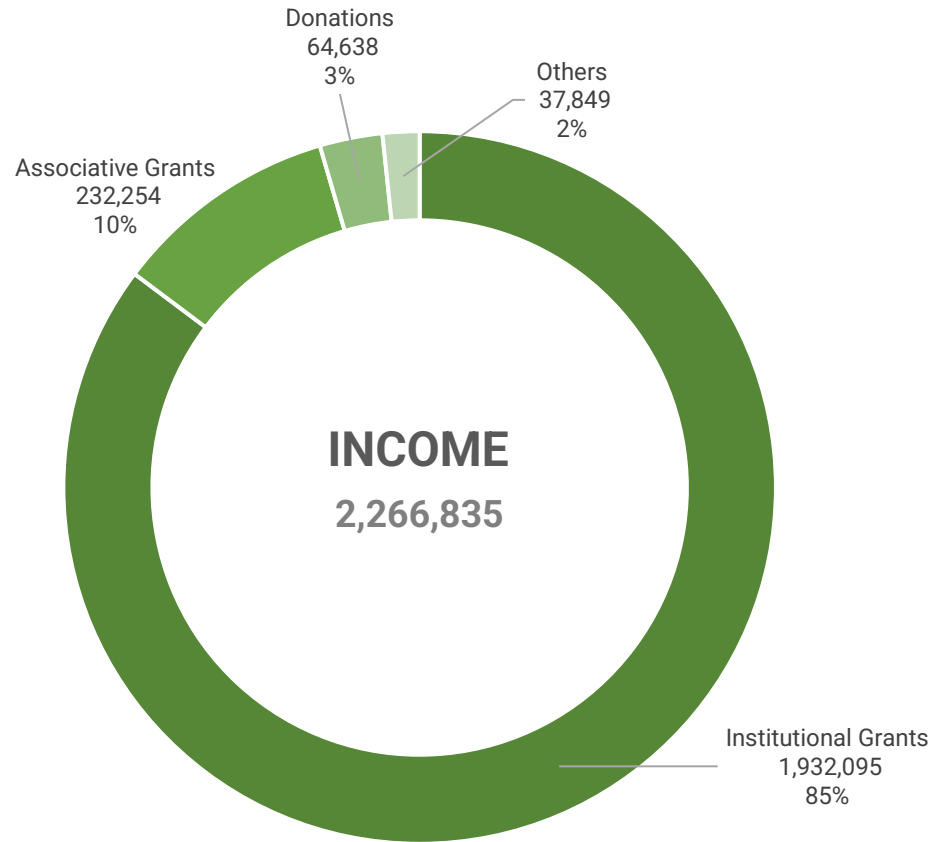
2023 in a financial overview



What did we do with these donations and grants in 2023?

- The main part of all donations and grants goes directly to our international programmes, namely 89.61%. The largest programme is our DGD programme called 'Empowering youth together' that we implement in Belgium, Brazil, Burundi, DR Congo and the Philippines. Next to that, we also successfully executed a three-year EU programme on the socio-economic integration of youth for peace and development in Burundi.
- In addition, 9.88% was spent on operations and 0.99% on direct fundraising initiatives.

2023 in a financial overview



KIYO's annual accounts 2023

- Click [here](#) to download our annual accounts from the National Bank of Belgium.



Closing Accounts 2023 Internal Balance



EMPOWERING YOUTH TOGETHER

Income statement 2023		
Income (EUR)		
	€ 2,266,835	
Institutional Grants	DGD	€ 1,644,046
	EUROPEAN UNION	€ 179,551
	VIVO	€ 30,272
	ERASMUS+	€ 30,000
	SOCIALE MARIBEL	€ 23,773
	PROVINCE OF LIMBURG (via Fund Filippijnen Overpelt)	€ 9,143
	CITY OF BRUSSELS - INTERNATIONAL SOLIDARITY	€ 4,000
	VIA	€ 3,980
	CITY OF ANTWERP	€ 3,750
	WALLONIE-BRUXELLES INTERNATIONAL	€ 3,581
	TOTAL	€ 1,932,095
Associative Grants	YOUCA	€ 70,697
	NATIONAL LOTTERY	€ 43,352
	FOUNDATION SINT MARTINUS	€ 34,000
	11.11.11	€ 29,734
	KLM - WINGS OF SUPPORT	€ 20,240
	SENSE FOUNDATION	€ 15,000
	SOLIDARITY GROUP PHILIPPINES	€ 3,634
	JEZ	€ 9,350
	ACODEV QUALITY FUND	€ 6,247
	TOTAL	€ 232,254
Donations	DIRECT MAILING	€ 19,824
	FUNDRAISING EVENTS	€ 6,077
	DONATIONS	€ 38,736
	TOTAL	€ 64,638
Others	MEMBERSHIP FEE	
	SALES AND SERVICES	€ 11,704
	OTHER	€ 26,145
	TOTAL	€ 37,849
Expenses (EUR)		
	€ 2,280,561	
Program DGD	1,857,015	
Program EU - Burundi	166,548	
Program Other	7,809	
Fundraising department	22,422	
General operations	226,767	
Net Income (EUR)	-€ 13,727	

- Our income statement 2023 shows a **negative result of € 13 727**.
- This is mainly due to a lower contribution of the EU programme to our non-project related operational costs, which are less flexible and a provision that was taken for a pending labour law dispute in Burundi (€ 15 097).
- Other income (€ 37 849) = Differences related to exchange rates and payments, exemption from withholding tax payment, subletting office space, membership fees, sales and services
- Programme Other (€ 7 809) = Acodev quality programme

Closing Accounts 2023

Income Statement 2022 vs. 2023



EMPOWERING YOUTH TOGETHER

Income Statement 2022		
Income (EUR)		2.175.233
Institutional Grants	DGD	1.461.964
	EUROPESE UNIE	297.479
	WALLONIE-BRUXELLES INTERNATIONAL	3.899
	PROVINCIE LIMBURG (VIA STEUNFONDS FILIPIJNEN OVERPELT)	17.350
	SOCIALE MARIBEL	22.450
	STAD ANTWERPEN	5.000
	STAD BRUSSEL - INTERNATIONALE SOLIDARITEIT	8.000
	AMBASSADE NL (BURUNDI)	3.413
	VIA	3.348
	VIVO	9.140
	TOTAL	1.832.043
Associative Grants	11.11.11.	37.556
	KON. MATHILDEFONDS	5.000
	GEMEENTE PUURS (LIMBURG)	1.500
	KARAMA SOLIDARITY	59.341
	KLM - WINGS OF SUPPORT	13.842
	SOLIDARITEITSGROEP GEMEENTE OVERPELT	9.762
	ACODEV	2.753
	STICHTING SINT MARTINUS	24.000
	YOUCA	107.332
	SOROPTIMISTEN	500
	RT 25	3.000
TOTAL	264.586	
Donations	DIRECT MAILING	35.644
	DONATIONS	12.965
	TOTAL	48.609
Others	SALES AND SERVICES	690
	OTHER	29.305
	TOTAL	29.995

Income statement 2023			
Income (EUR)		€ 2,266,835	
Institutional Grants	DGD	€ 1,644,046	
	EUROPEAN UNION	€ 179,551	
	VIVO	€ 30,272	
	ERASMUS+	€ 30,000	
	SOCIALE MARIBEL	€ 23,773	
	PROVINCE OF LIMBURG (via Fund Filippijnen Overpelt)	€ 9,143	
	CITY OF BRUSSELS - INTERNATIONAL SOLIDARITY	€ 4,000	
	VIA	€ 3,980	
	CITY OF ANTWERP	€ 3,750	
	WALLONIE-BRUXELLES INTERNATIONAL	€ 3,581	
	TOTAL	€ 1,932,095	
	Associative Grants	YOUCA	€ 70,697
		NATIONAL LOTTERY	€ 43,352
FOUNDATION SINT MARTINUS		€ 34,000	
11.11.11		€ 29,734	
KLM - WINGS OF SUPPORT		€ 20,240	
SENSE FOUNDATION		€ 15,000	
SOLIDARITY GROUP PHILIPPINES		€ 3,634	
JEZ		€ 9,350	
ACODEV QUALITY FUND		€ 6,247	
TOTAL		€ 232,254	
Donations	DIRECT MAILING	€ 19,824	
	FUNDRAISING EVENTS	€ 6,077	
	DONATIONS	€ 38,736	
	TOTAL	€ 64,638	
Others	MEMBERSHIP FEE		
	SALES AND SERVICES	€ 11,704	
	OTHER	€ 26,145	
	TOTAL	€ 37,849	

- The total income of 2023 was higher than in 2022 due to the DGD programme being larger in the second year (2023) than the DGD 22-26 start-up year 2022.
- The EU income was lower due to this being the final year of the EU 2021-2023 programme, and most activities being executed in 2021-2022. A small portion of this project income is allocated to our non-project related (and in general less flexible) operational costs.

Closing Accounts 2023

Income Statement 2022 vs. 2023

Income Statement 2022	
Expenses (EUR)	2.174.472
Program DGD	1.634.883
Program EU - Burundi	278.018
Program Other	18.267
Fundraising department	6.276
Operations	237.028
Net Income (EUR)	760

Income Statement 2023	
Expenses (EUR)	€ 2,280,561
Program DGD	1,857,015
Program EU - Burundi	166,548
Program Other	7,809
Fundraising department	22,422
General operations	226,767
Net Income (EUR)	-€ 13,727

- Costs 2023 higher than 2022 with the following variations:
 - Larger DGD programme resulting in more expenses (and more income).
 - Higher costs fundraising departement (events organised, investment in legacy campaign wiht testament.be)
 - Lower operational costs due to some savings related to staff (pregnancy leave...)
 - The EU expenses were lower due to this being the final year of the EU programme 21-23.

Closing Accounts 2023

Conclusions

EXPENSES 2023 = € 2,280,561

- Increase of 4.65% (€ 106,089) compared to 2022 (€ 2,174,472)
- Second year of of DGD and fully implemented EU programme

INCOME 2023 = € 2,266,835

- Increase of 4.04% (€ 91,602) compared to 2022 (€ 2,175,233)
- Largest institutional grants from DGD (€ 1,644,046) and EU (€ 179,551) and lower associative grants (-32k € / -13.9%).

RESULT 2023: - € 13,227

- Negative result due to lower contribution of the EU to the non-projected related operational costs and 15k provision taken in the balance
- Need for strengthening KIYO financial reserves remains

Closing Accounts 2023

Budget vs. Result

Actuals KIYO 2023			
Program/Department	Income	Expenses	Result
DGD	1,857,015	1,857,015	-
EU	166,548	166,548	-
Other programme(s)	6,247	7,809	-1,562
Unrestricted Fundraising	64,638	22,422	42,216
Structure	172,386	226,767	-54,380
TOTAL	2,266,835	2,280,561	-13,727
Budget KIYO 2023 - as approved by GA on 22/11/2022			
Program/Department	Income	Expenses	Result
DGD	1,876,472	1,876,472	-
EU	241,897	241,897	-
Other programme(s)	4,000	5,000	-1,000
New programme	-	-	-
Unrestricted Fundraising	49,870	18,000	31,870
Structure	206,476	236,107	-29,631
TOTAL	2,378,715	2,377,476	1,239

- EU programme execution higher than initially planned in 2022, so remaining EU expenses lower than budgetted in 2023
- Lower income on structure costs due to smaller contribution of the EU programme, which was compensated with lower costs, but still accounted for a negative end of year result
- 20% own contribution DGD validated by auditor and finance committee (including in-kind contribution & EU programme cofinancing)

Balance Sheet as at 31/12/2023

Balance Sheet as at 31/12/2023 :
€ 441,021

- In 2023 the balance sheet total decreased with 57% (€ 252,833) compared to 2022 (€ 693,855).
- This decrease is a result of lower accounts receivable on the balance (due to end of the EU multi-year programme in 2023).
- As for the equity and liabilities side of the balance sheet, KIYO's own equity is at € 160,937 (decrease of 11% almost fully due to provision taken)

ASSETS	2022	2023
NON-CURRENT ASSETS	17,432	11,789
Property, plant & equipment	10,342	4,699
Financial assets	7,090	7,090
CURRENT ASSETS	676,423	429,232
Amounts receivable within one year	492,299	287,950
Cash	180,140	119,186
Accrued income and deferred charges	3,984	22,096
TOTAL ASSETS	693,855	441,021
EQUITY AND LIABILITIES	2022	2023
EQUITY	179,177	160,937
NON-CURRENT LIABILITIES (PROVISIONS)		15,098
CURRENT LIABILITIES	514,677	264,987
Short-term borrowings of more than one year		
Short-term borrowings of less than one year	209,939	200,160
Accrued income and deferred charges	304,738	64,827
TOTAL EQUITY AND LIABILITIES	693,855	441,021

Thank you,

Your support enabled us to change the lives of many children and youth around the world

With your support KIYO managed to develop youth into problem-solvers, decision-makers, and critical thinkers in both local and global contexts, which contributes to a nation's strength and progress.

Empowering Youth Together

kiyo

EMPOWERING YOUTH TOGETHER

DE BELGISCHE
ONTWIKKELINGSSAMENWERKING .be



Met de steun van





kiyo

EMPOWERING YOUTH TOGETHER

QUESTIONS?

Take a look on our new website
www.kiyo-ngo.be !



@KIYOempoweringyouthtogether



<https://www.linkedin.com/company/kiyo-childrensrights-ngo>



info@kiyo-ngo.be