

# Annual financial report

2020

# 2020 in a financial overview

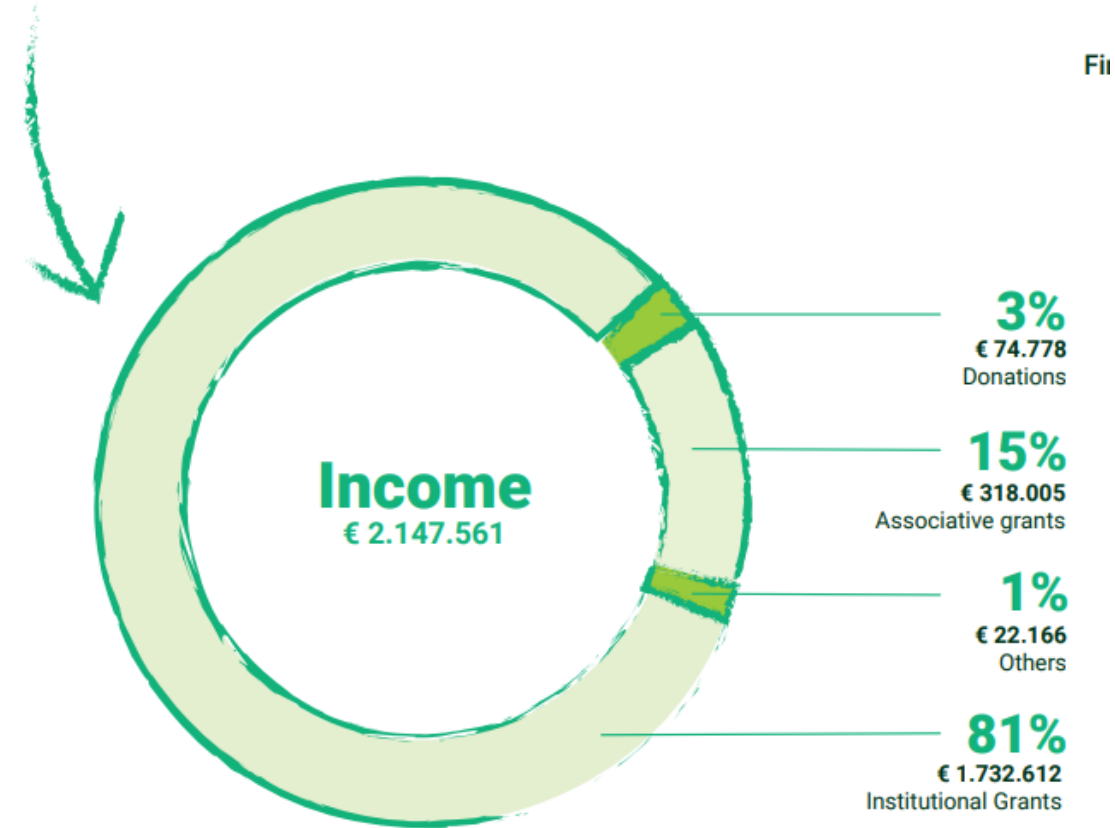
- KIYO can count on the financial support and generosity of institutions, associations, companies and private supporters.
- Your donations make the difference. Thanks to your support, KIYO and its partners are able to work on the empowerment of many children and youth worldwide.



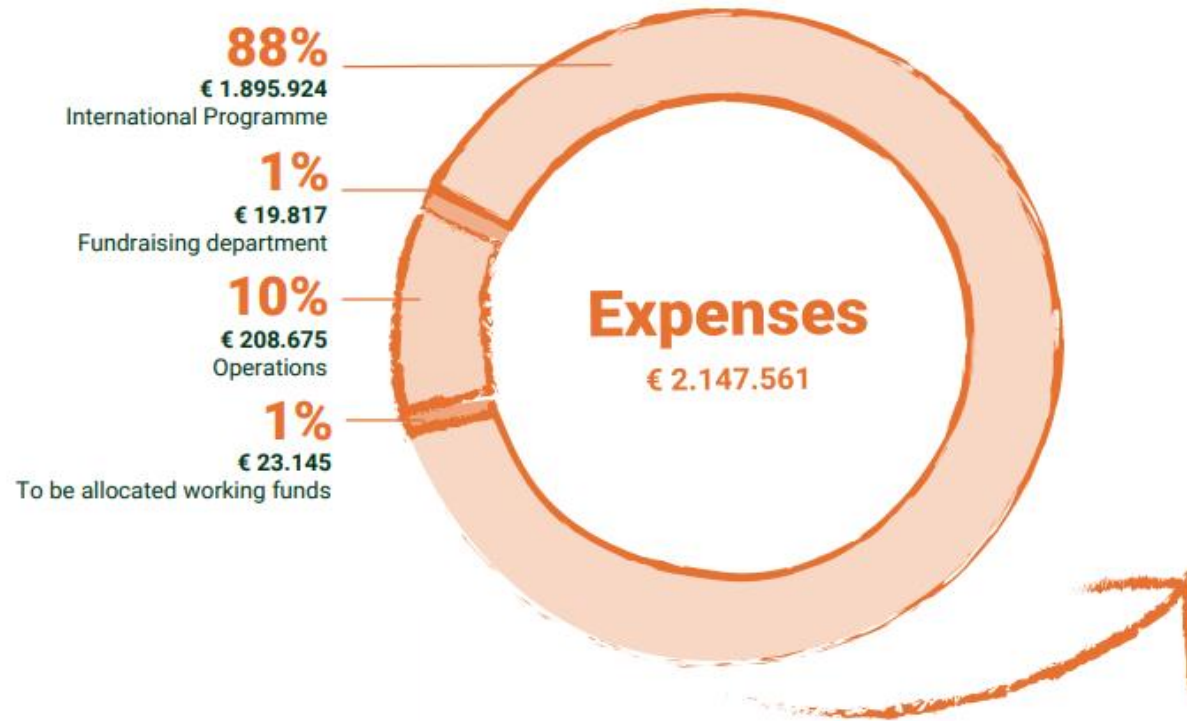
# 2020 in a financial overview

## Which donations and grants did we receive in 2020?

- As in previous years, institutional grants are the main source of revenue for KIYO. Our two biggest institutional donors in 2020 were the Belgian Government (DGD) and the European Union. In 2020 they accounted for 81% of our total revenue.
- Furthermore, KIYO receives a lot of grants from associative associations and support groups. In 2020 they represent 15% of our 2020 revenue.
- And even though, our private individual donations only represent 3% of our revenue. For a small organisation like KIYO, they definitely make a difference.



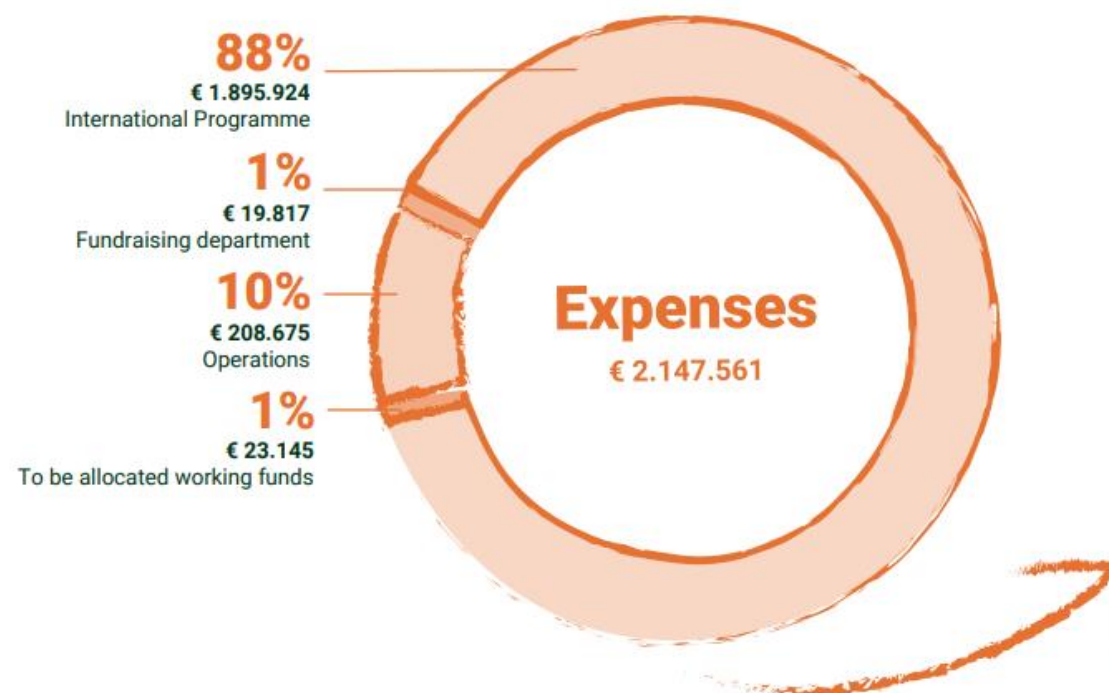
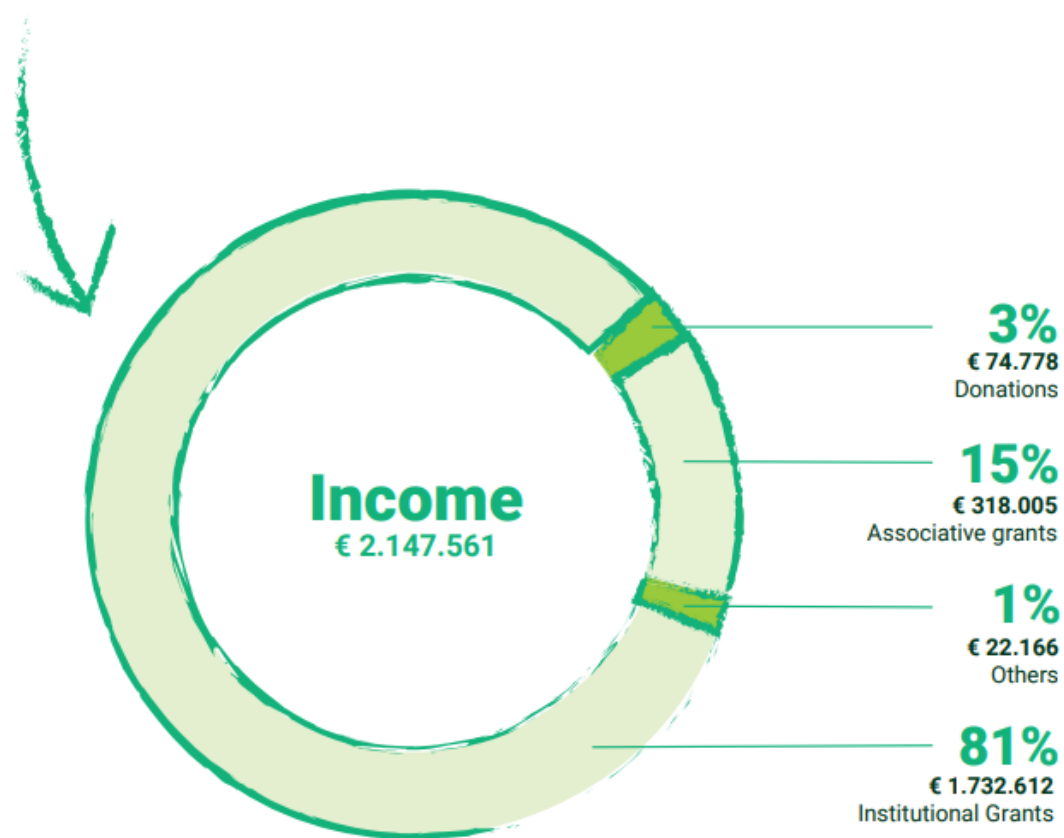
# 2020 in a financial overview



## What did we do with these donations and grants in 2020?

- The main part of all donations and grants goes directly to our international programmes, namely 88 %. The largest programme is our DGD programme on Child and Youth's Rights (supported by the Belgian Government) that we implement in Belgium, Brazil, Burundi, DR Congo, Morocco and the Philippines. Next to that, we also have a programme on peacebuilding supported by the European Union in Burundi. In addition, 10% is spent on operations and 1% on fundraising.

# 2020 in a financial overview



# KIYO's annual accounts 2020

- Click [here](#) to download our annual accounts from the National Bank of Belgium.



# Closing Accounts 2020 Internal Balance

Income Statement 2020		
<b>Income (EUR)</b>		<b>2.147.561</b>
<b>Institutional Grants</b>	DGD	1.529.570
	DGD JSF (JOINT STRATEGIC FRAMEWORK)	6.955
	EUROPEAN UNION	151.302
	PROVINCE OF LIMBURG (VIA STEUNFONDS FILIPIJNEN OVERPELT)	1.500
	SOCIALE MARIBEL	20.000
	CITY OF ANTWERP	3.500
	CITY OF BRUSSELS - INTERNATIONAL SOLIDARITY	6.396
	BRUSSELS REGION	10.850
	VIA	2.252
	VIVO	288
	<b>TOTAL</b>	<b>1.732.612</b>
<b>Associative Grants</b>	11.11.11.	20.279
	BNP PARIBAS FORTIS FOUNDATION	9.541
	MUNICIPALITY PUURS (LIMBURG)	9.000
	KARAMA SOLIDARITY	175.813
	KLM - WINGS OF SUPPORT	18.149
	SOLIDARITY GROUP MUNICIPALITY OVERPELT	10.746
	FOUNDATION SINT MARTINUS	24.000
	YOUCA	50.478
<b>TOTAL</b>	<b>318.005</b>	
<b>Donations</b>	DIRECT MAILING	58.517
	DONATIONS	16.261
	<b>TOTAL</b>	<b>74.778</b>
<b>Others</b>	<b>TOTAL</b>	<b>22.166</b>
<b>Expenses (EUR)</b>		<b>2.124.416</b>
Program DGD	1.742.795	
Program EU - Burundi	146.175	
Program Other	6.955	
Fundraising department	19.817	
Operations	208.675	
<b>Net Income (EUR)</b>		<b>23.145</b>

- Our income statement 2020 shows a **positive result of € 23.145 to be allocated working funds.**
- Other income (22,166 €) = Differences related to exchange rates and payments, exemption from withholding tax payment, subletting office space, membership fees, sales and services
- Programme Other (6,955 €) = DGD JSF (Joint Strategic Framework)

# Closing Accounts 2020

## Income Statement

### 2019 vs. 2020



EMPOWERING YOUTH TOGETHER

Income Statement 2020			
Income (EUR)		2.147.561	
Institutional Grants	DGD	1.529.570	
	DGD JSF (JOINT STRATEGIC FRAMEWORK)	6.955	
	EUROPEAN UNION	151.302	
	PROVINCE OF LIMBURG (VIA STEUNFONDS FILIPIJNEN OVERPELT)	1.500	
	SOCIALE MARIBEL	20.000	
	CITY OF ANTWERP	3.500	
	CITY OF BRUSSELS - INTERNATIONAL SOLIDARITY	6.396	
	BRUSSELS REGION	10.850	
	VIA	2.252	
	VIVO	288	
	<b>TOTAL</b>	<b>1.732.612</b>	
	Associative Grants	11.11.11.	20.279
		BNP PARIBAS FORTIS FOUNDATION	9.541
MUNICIPALITY PUURS (LIMBURG)		9.000	
KARAMA SOLIDARITY		175.813	
KLM - WINGS OF SUPPORT		18.149	
SOLIDARITY GROUP MUNICIPALITY OVERPELT		10.746	
FOUNDATION SINT MARTINUS		24.000	
YOUCA		50.478	
<b>TOTAL</b>	<b>318.005</b>		
Donations	DIRECT MAILING	58.517	
	DONATIONS	16.261	
	<b>TOTAL</b>	<b>74.778</b>	
Others	MEMBERSHIP FEE	130	
	SALES AND SERVICES	10.739	
	OTHER	11.297	
	<b>TOTAL</b>	<b>22.166</b>	

Income Statement 2019			
Income (EUR)		2.248.730	
Institutional Grants	DGD	1.570.245	
	EUROPEAN UNION	192.362	
	PROVINCIE ANTWERPEN	5.028	
	PROVINCIE LIMBURG (VIA STEUNFONDS FILIPIJNEN OVERPELT)	12.000	
	SOCIALE MARIBEL	22.250	
	STAD ANTWERPEN	5.000	
	STAD BRUSSEL - INTERNATIONALE SOLIDARITEIT	2.000	
	UNICEF	28.449	
	VIA	2.529	
	<b>TOTAL</b>	<b>1.839.863</b>	
	Associative Grants	11.11.11.	27.055
		ACODEV	4.000
		BNP PARIBAS FORTIS FOUNDATION	5.459
GEMEENTE PUURS (LIMBURG)		1.500	
KARAMA SOLIDARITY		182.995	
KLM - WINGS OF SUPPORT		13.144	
LA TRAPPE		2.000	
STEUNFONDS FILIPIJNEN OVERPELT (NAJAARSACTIE)		4.175	
STICHTING SINT MARTINUS		24.000	
YOUCA		47.016	
<b>TOTAL</b>	<b>312.626</b>		
Donations	DIRECT MAILING	68.120	
	GIFTEN	14.536	
	<b>TOTAL</b>	<b>82.657</b>	
Others	MEMBERSHIP FEE	380	
	SALES AND SERVICES	10.293	
	OTHER	2.912	
<b>TOTAL</b>	<b>13.585</b>		

- Income 2020 slightly lower than 2019 due to:
  - Ending of EU programme
  - Slightly lower associative grants and donations



# Closing Accounts 2020

## Income Statement 2019 vs. 2020

Income Statement 2020	
<b>Expenses (EUR)</b>	<b>2.124.416</b>
Program DGD	1.742.795
Program EU - Burundi	146.175
Program Other	6.955
Fundraising department	19.817
Operations	208.675
<b>Net Income (EUR)</b>	<b>23.145</b>

Income Statement 2019	
<b>Expenses (EUR)</b>	<b>2.243.758</b>
Program DGD	1.801.739
Program UNICEF - Burundi	24.153
Program EU/Handicap International - Burundi	185.623
Fundraising department	42.397
Operations	181.372
Other	8.475
<b>Net Income (EUR)</b>	<b>4.972</b>

- Costs 2020 slightly lower than 2019 due to:
  - The ending of our EU program in June 2020
  - Lower costs fundraising department
  - Higher 2020 Operations cost due to move to Impact House (but compensated with additional 'other' income – see previous slide)

# Closing Accounts 2020 Conclusions

EXPENSES 2020 = € 2.124.416

- Decrease of 5,3% (€ -119.342) compared to 2019
- Full year of DGD program and half year of EU program

INCOME 2020 : € 2.147.561

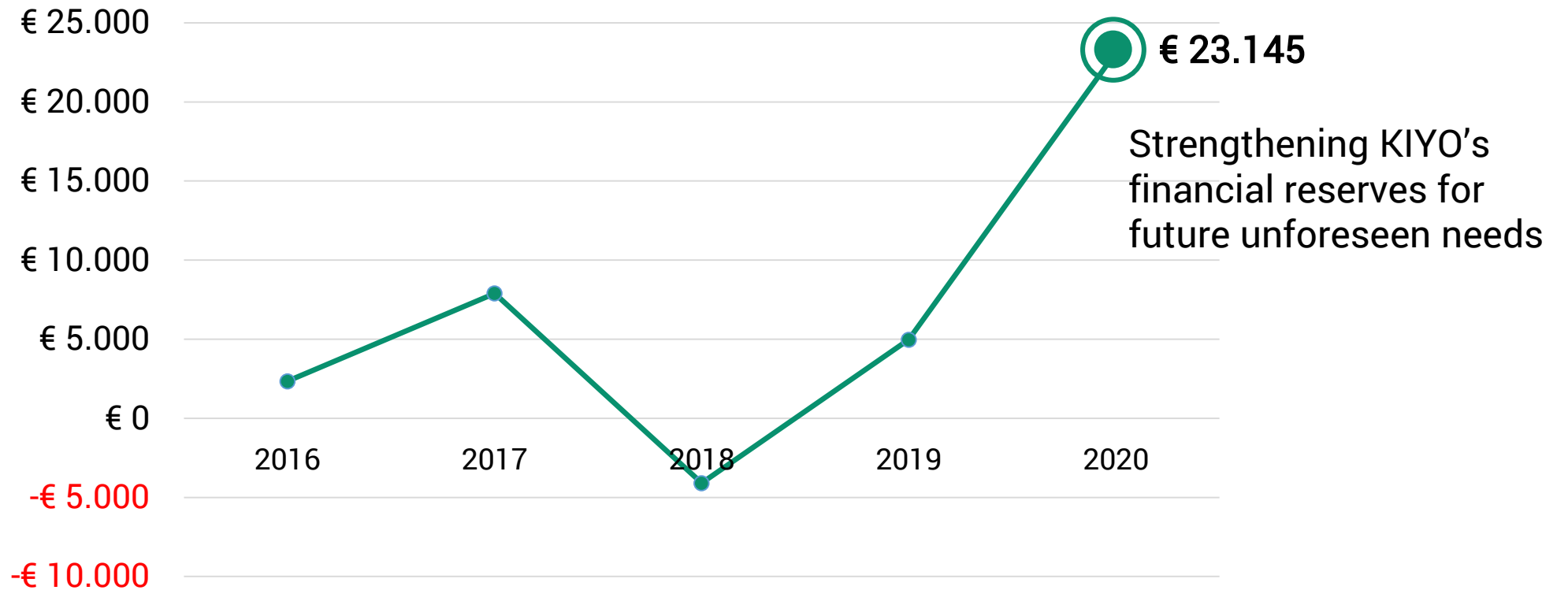
- Decrease of 4,5% (€ -101.169) compared to 2019
- Largest institutional grants from DGD (€ 1.529.570) and EU (€ 151.302)

RESULT 2020: € 23.145

- Strengthening KIYO's financial reserves for future unforeseen needs

# KIYO's Result from 2016 until 2020

## KIYO's Result



# Closing Accounts 2020 Budget vs. Result

Actuals KIYO 2020			
Program/Department	Income	Expenses	Result
DGD	1.738.640	1.742.795	-4.155
EU	139.128	146.175	-7.047
Other programme(s)	6.955	6.955	-
Structure	204.321	208.675	-4.354
Fundraising	58.517	19.817	38.700
<b>TOTAL</b>	<b>2.147.561</b>	<b>2.124.416</b>	<b>23.145</b>

- EU part as cofinancing for DGD: 15.331,44 €
- No new Unicef or other programme started in 2020
- 20% own contribution DGD validated by auditor and finance committee
- Positive result thanks to lowering of structure costs

Budget KIYO 2020 - as approved by GA on 24/11/2019			
Program/Department	Income	Expenses	Result
DGD	1.866.203	1.859.251	6.951
EU	100.327	98.509	1.817
Unicef	167.209	167.209	-
Other programme(s)	9.541	9.541	-
New programme	200.000	200.000	-
Structure	209.087	254.740	-45.652
Fundraising	100.000	25.000	75.000
<b>TOTAL</b>	<b>2.652.367</b>	<b>2.614.251</b>	<b>38.116</b>

# Balance Sheet as at 31/12/2020

Balance Sheet as at 31/12/2020 :  
**€ 2.353.831**

- In 2020 the balance sheet total decreased with € 288.358 compared to 2019.
- This is mainly because of a lower current assets and lower property, plant & equipment linked to the depreciation of our car in Burundi.
- As for the equity and liabilities side of the balance sheet, KIYO's own equity increased to € 112.182 because of positive carried over result compared to 2019. The decrease is due to lower current liabilities in 2020.

ASSETS	2019	2020
<b>NON- CURRENT ASSETS</b>	<b>29.742</b>	<b>21.717</b>
Property, plant & equipment	27.269	21.627
Financial assets	2.473	90
<b>CURRENT ASSETS</b>	<b>2.612.447</b>	<b>2.332.114</b>
Amounts receivable within one year	1.986.793	1.858.099
Cash	597.257	469.105
Accrued income and deferred charges	28.397	4.910
<b>TOTAL ASSETS</b>	<b>2.642.189</b>	<b>2.353.831</b>
<b>EQUITY AND LIABILITIES</b>	<b>2019</b>	<b>2020</b>
<b>EQUITY</b>	<b>93.551</b>	<b>112.182</b>
<b>NON- CURRENT LIABILITIES</b>		
<b>CURRENT LIABILITIES</b>	<b>2.548.638</b>	<b>2.241.649</b>
Short- term borrowings of more than one year		
Short- term borrowings of less than one year	294.307	176.698
Accrued income and deferred charges	2.254.331	2.064.951
<b>TOTAL EQUITY AND LIABILITIES</b>	<b>2.642.189</b>	<b>2.353.831</b>





kiyo

EMPOWERING YOUTH TOGETHER

QUESTIONS?

Take a look on our new website  
[www.kiyo-ngo.be](http://www.kiyo-ngo.be) !



@KIYOempoweringyouthtogether



<https://www.linkedin.com/company/kiyo-childrensrights-ngo>



info@kiyo-ngo.be



# Thank you,

Your support enabled us to change the lives of many children and youth around the world

With your support KIYO managed to develop youth into problem-solvers, decision-makers, and critical thinkers in both local and global contexts, which contributes to a nation's strength and progress.

Empowering Youth Together



EMPOWERING YOUTH TOGETHER



With the support of

